Multiple District 2

As of October 2026 Cumulative

Year	New Clubs	Dropped Clubs	Gain/ Loss Clubs	New Members	Charter Members	Reinstate Members	Transfer Members	Total Member Added	Total Members Dropped	Gain/ Loss Members
2022-2023	9	33	-24	2,644	278	152	200	3,274	3,964	-690
2023-2024	19	27	-8	2,610	622	156	144	3,532	3,674	-142
2024-2025	27	20	7	2,733	764	304	142	3,943	3,740	203
2025-2026	28	33	-5	2,560	662	300	178	3,700	3,671	29
2026-2027	10	7	3	756	257	72	50	1,135	1,124	11
Average	**19**	**24**	**-5**	**2,261**	**517**	**197**	**143**	**3,117**	**3,235**	**-118**

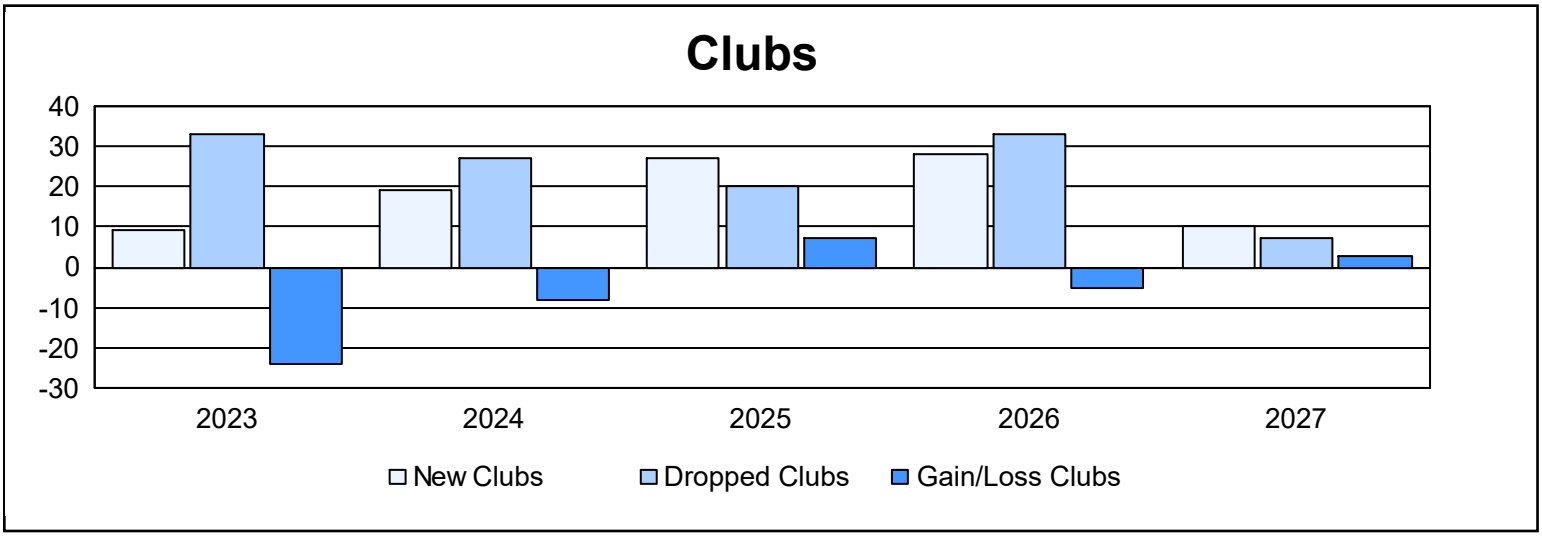

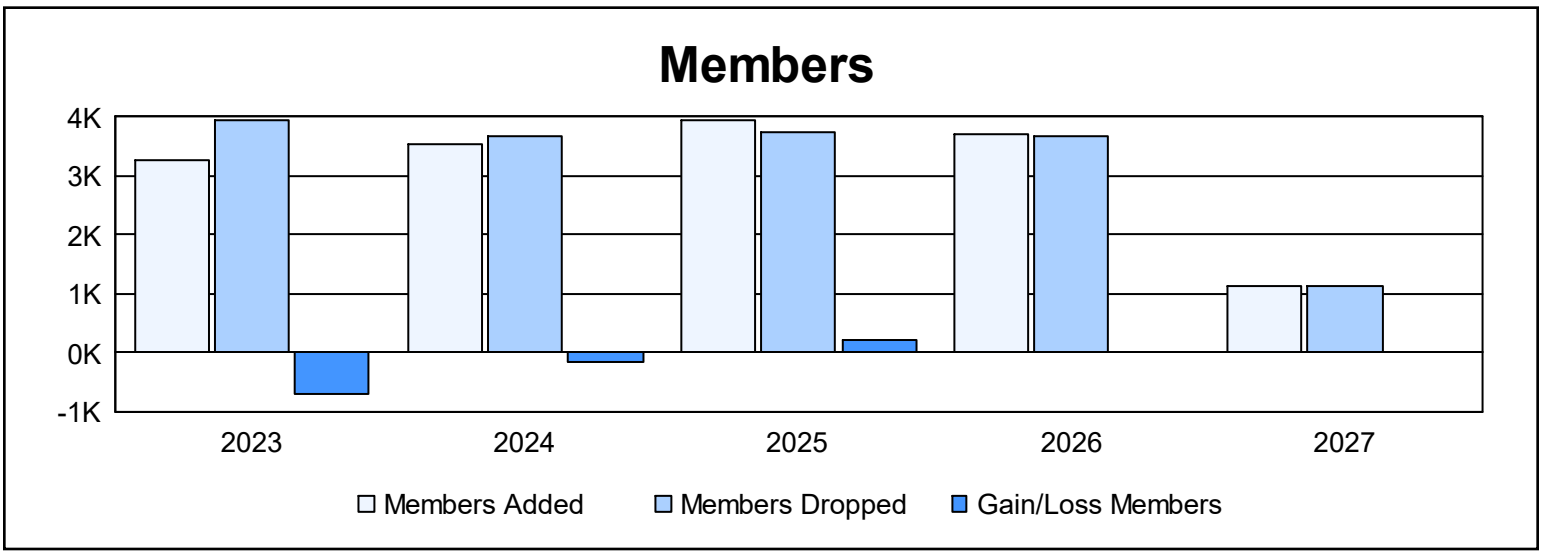

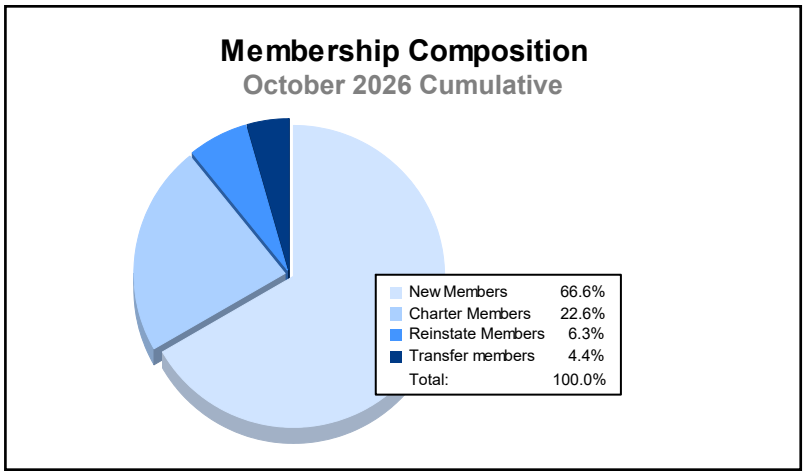
Membership Composition
October 2026 Cumulative
New Members 66.6%
Charter Members 22.6%
Reinstate Members 6.3%
Transfer members 4.4%
Total: 100.0%

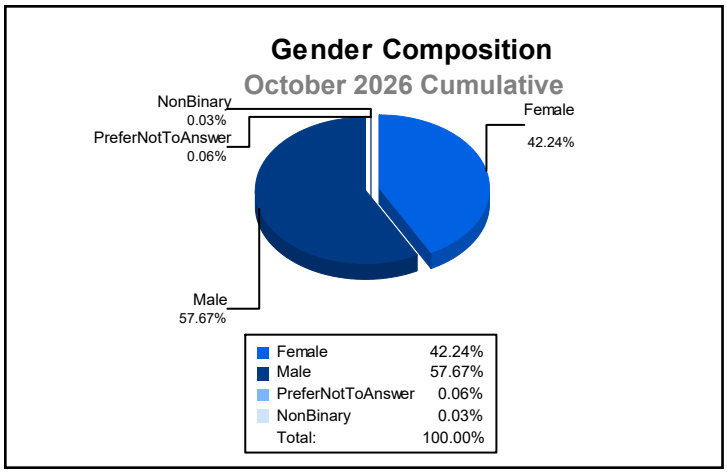
Gender Composition
October 2026 Cumulative
NonBinary
0.03%
PreferNotToAnswer
0.06%
Female
42.24%
Male
57.67%
Female 42.24%
Male 57.67%
PreferNotToAnswer 0.06%
NonBinary 0.03%
Total: 100.00%